

Daily market
Report
19 May 25



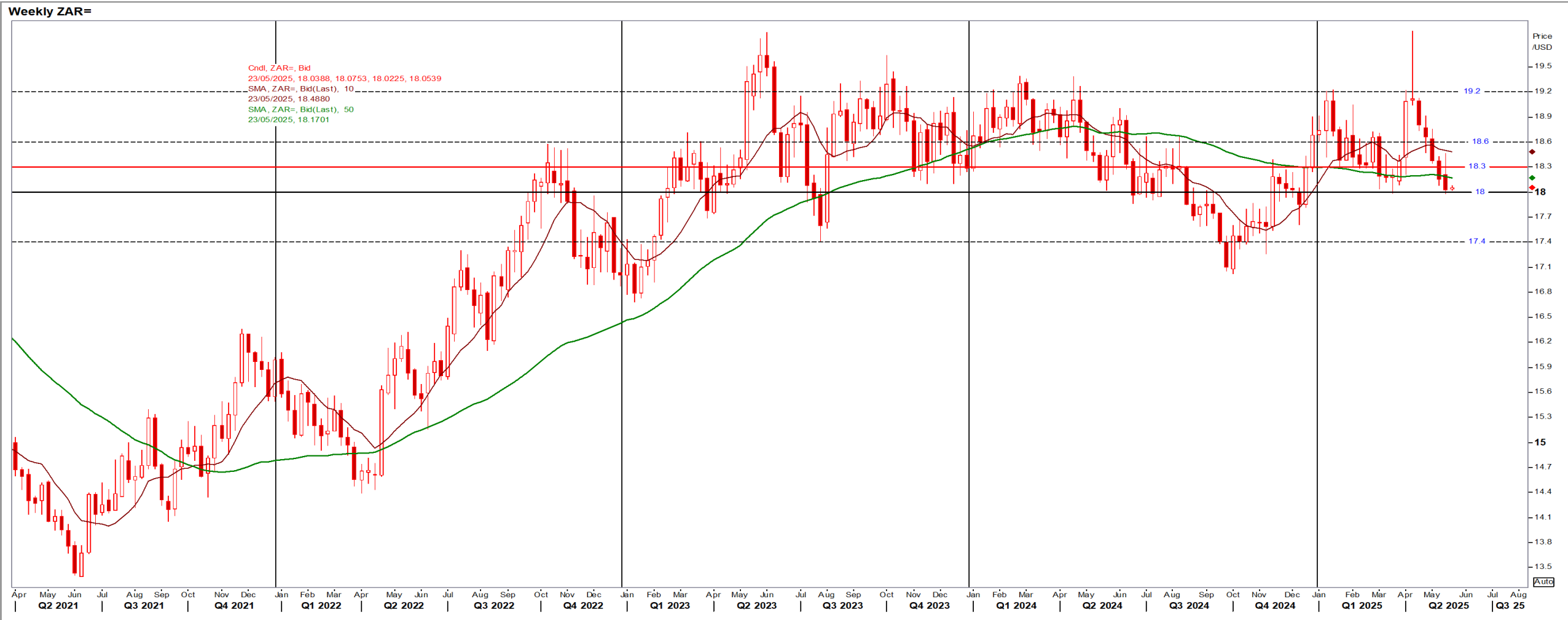
Parity Movements (implied price moves)

USA Movement (Overnight)		Cents	Currencies	19-May-25	07:56:37
CORN CBOT (Jul25)	444.75	-4.00	R/\$ last	R 18.0425	0.0038
SOY CBOT (Jul25)	1,053.75	1.25	Euro=	\$ 1.1183	-0.0012
W1 CBOT (Jul25)	529.50	-0.25	GOLD	\$ 3,221	11.6970
W2 KCBT (Jul25)	521.50	-3.25	BRENT	\$ 65.02	0.39
BlackSea Wheat (Near)	216.00	0.00			
Index Change					
Maize (Jul25)	3,159	R -27.74	Wheat CBOT (Jul25)	3,510	R -0.92
Soya (Jul25)	6,985	R 9.76	Wheat Kansas (Jul25)	3,457	R -20.81
BlackSea Wheat Near	3,897	1	RAND EFFECT ON WHEAT PARITY	3,479	0.73

South African Rand (ZAR)

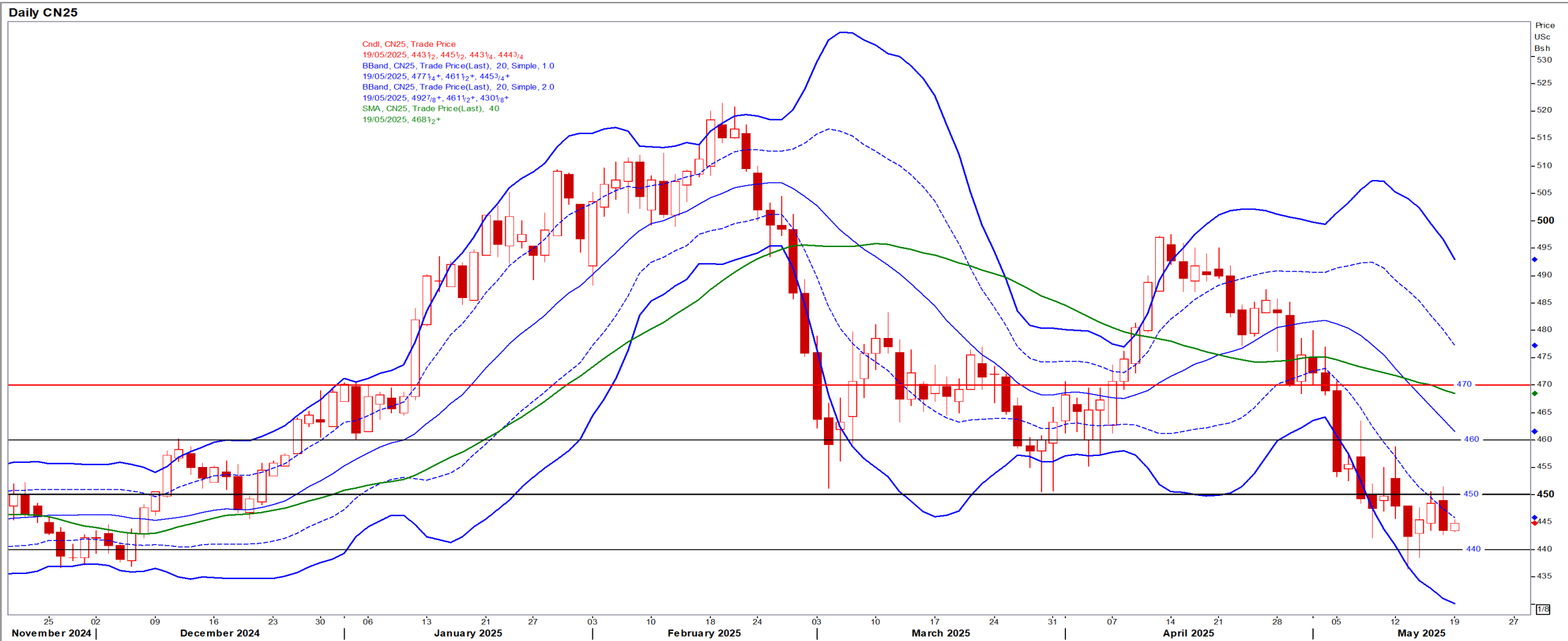
USD/ZAR Weekly: Medium-term ZAR bullish < R18.20

- ZAR near 5 months highs on bets SARB could lower its inflation target to 3% implying interest rates might need to stay higher for longer – Reuters



USA Corn

Jul25 Daily: Contract status bearish < \$4.70



White Maize

Jul25 Daily: Contract status very bearish < R4300

Daily MAWN5



Yellow Maize

Jul25 Daily: Contract status bearish < R4160



USA Soya

Jul25 Daily: Contract status bullish > \$10.50

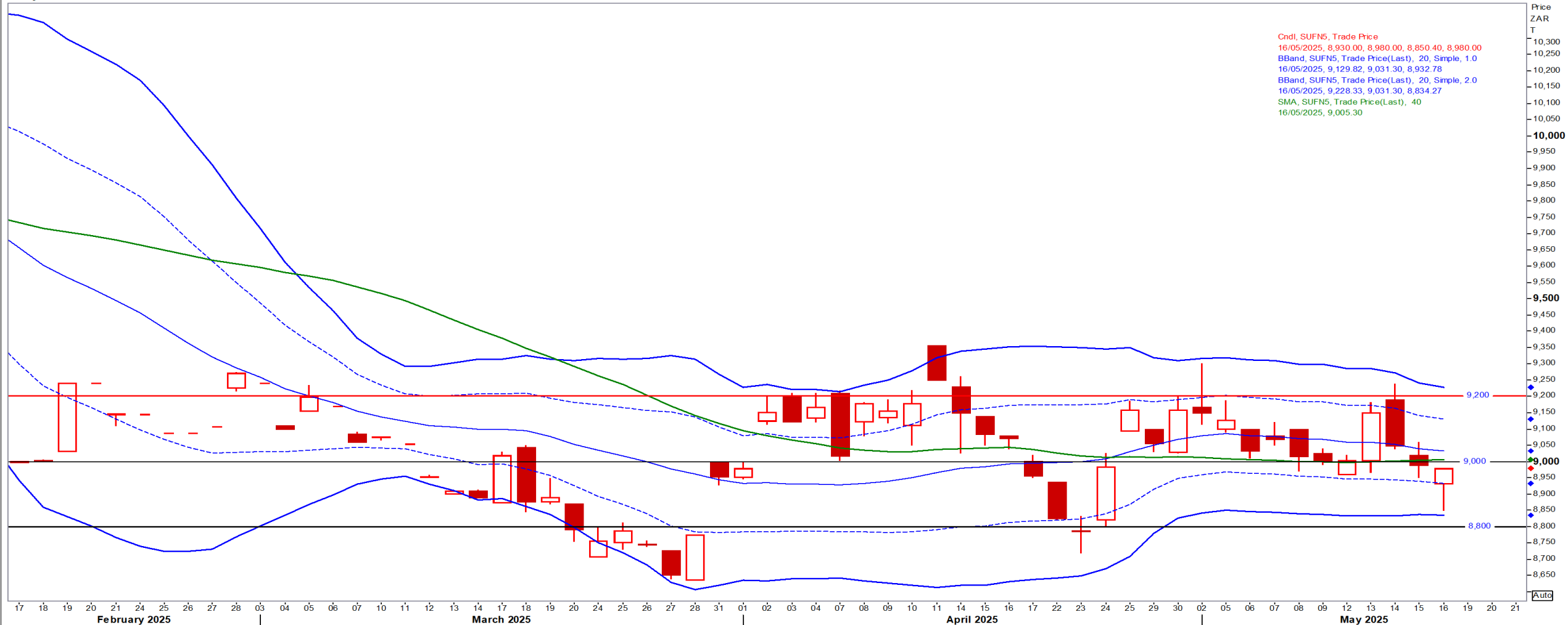
Daily SN25



Suns

Jul25 Daily: Contract status very bearish < R9000

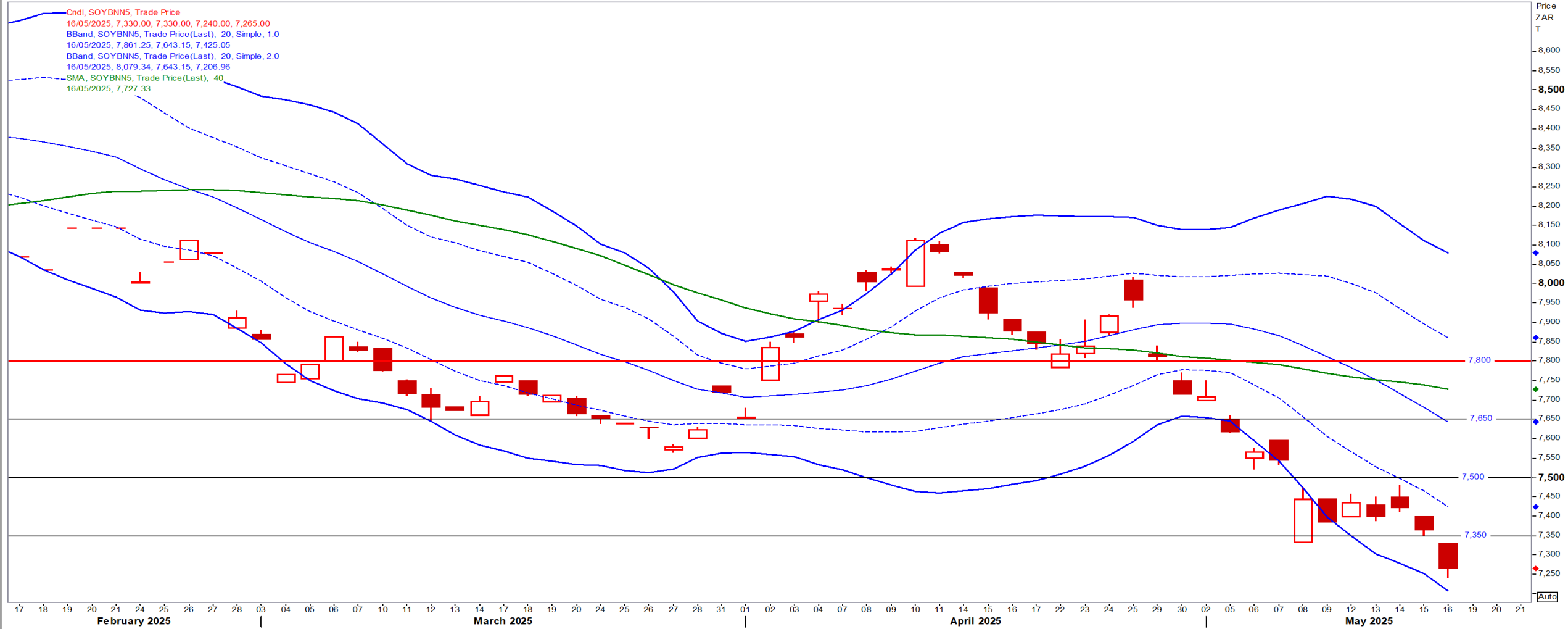
Daily SUFN5



SA Soya

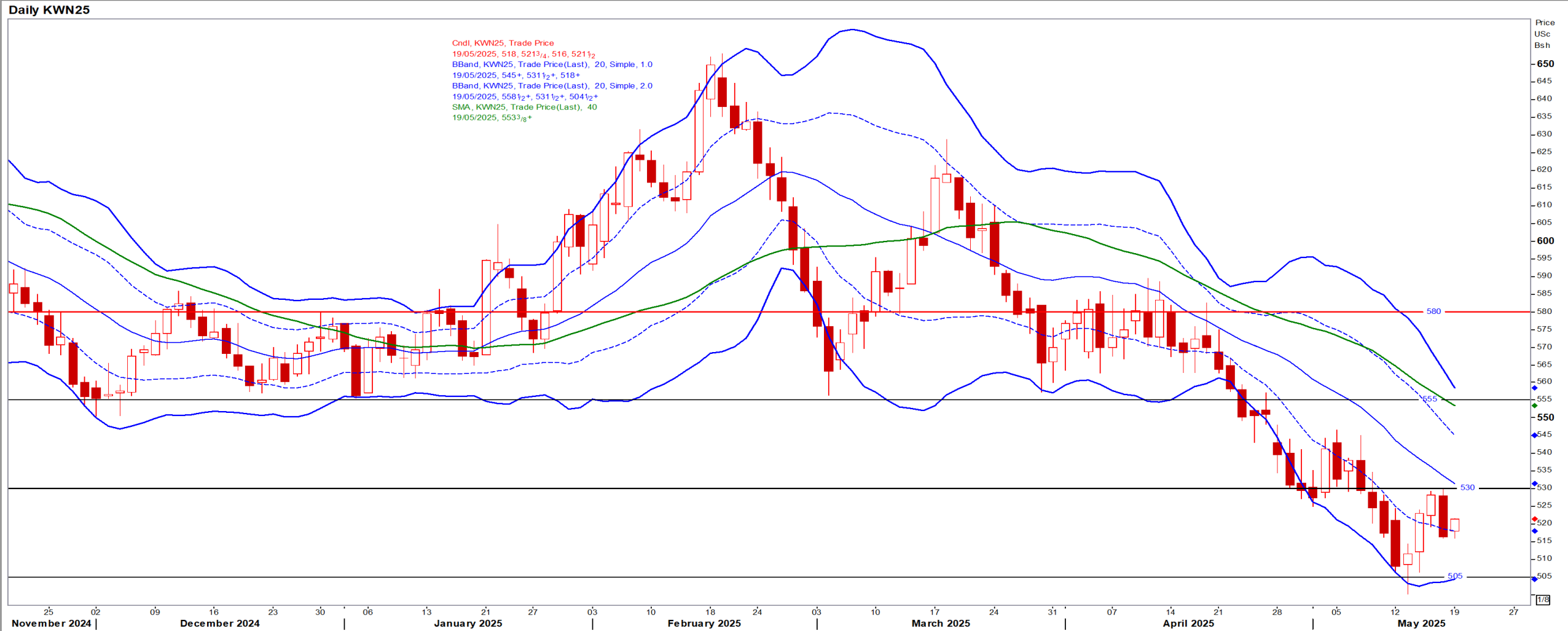
Jul25 Daily: Contract status very bearish < R7500

Daily SOYBNN5



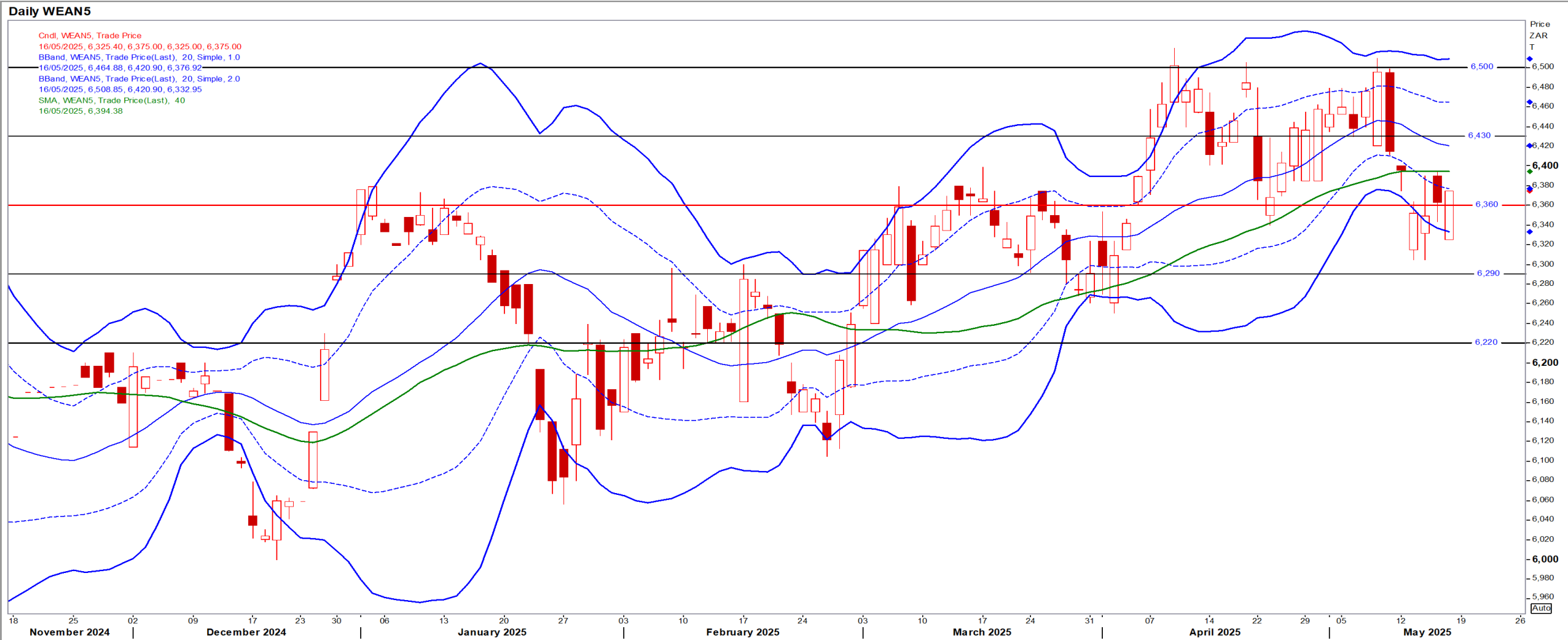
US KANSAS Wheat

Jul25 Daily: Contract very bearish < \$5.55



SA Wheat

Jul25 Daily: Contract status bullish > R6360



Weather

SA & US Medium-term Precipitation Forecasts

Precipitation Forecasts

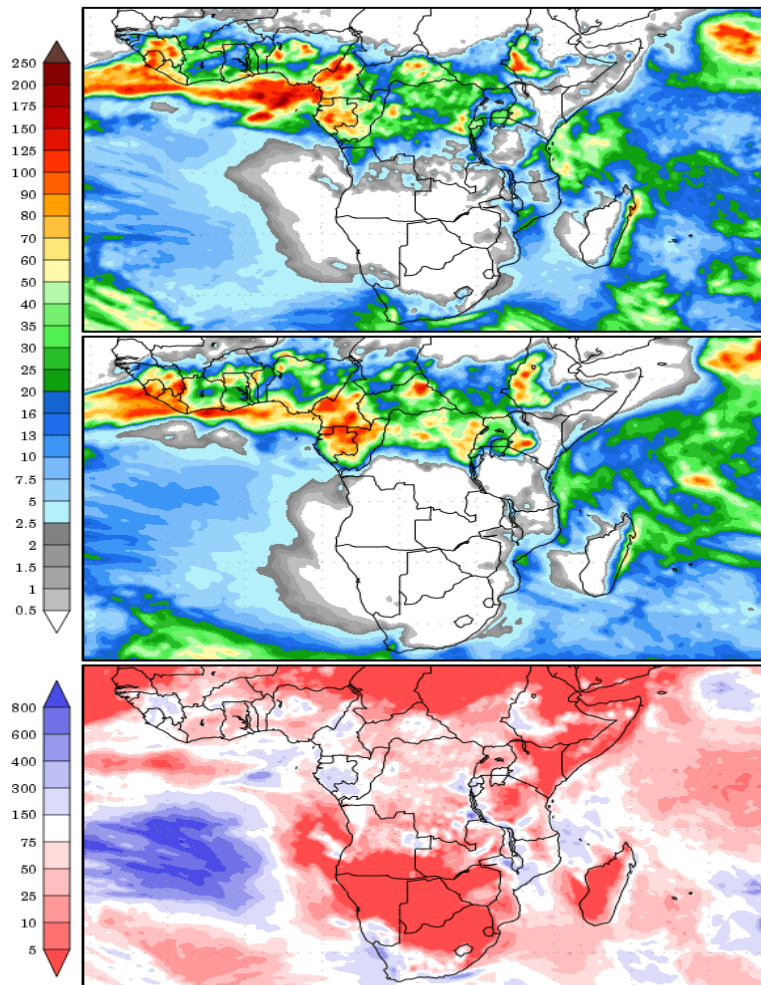
Precipitation (mm)
during the period:

???, 17 MAY 2025 at 00Z
-to-
???, 25 MAY 2025 at 00Z

???, 25 MAY 2025 at 00Z
-to-
???, 02 JUN 2025 at 00Z

Precipitation (% of normal)
during the first period:

???, 17 MAY 2025 at 00Z
-to-
???, 25 MAY 2025 at 00Z



Precipitation forecasts from the National Centers for Environmental Prediction.
Normal rainfall derived from Xie-Arkin (CMAP) Monthly Climatology for 1979-2003.
Forecast Initialization Time: 00Z17MAY2025

GrADS/COLA

GrADS/COLA

Precipitation Forecasts

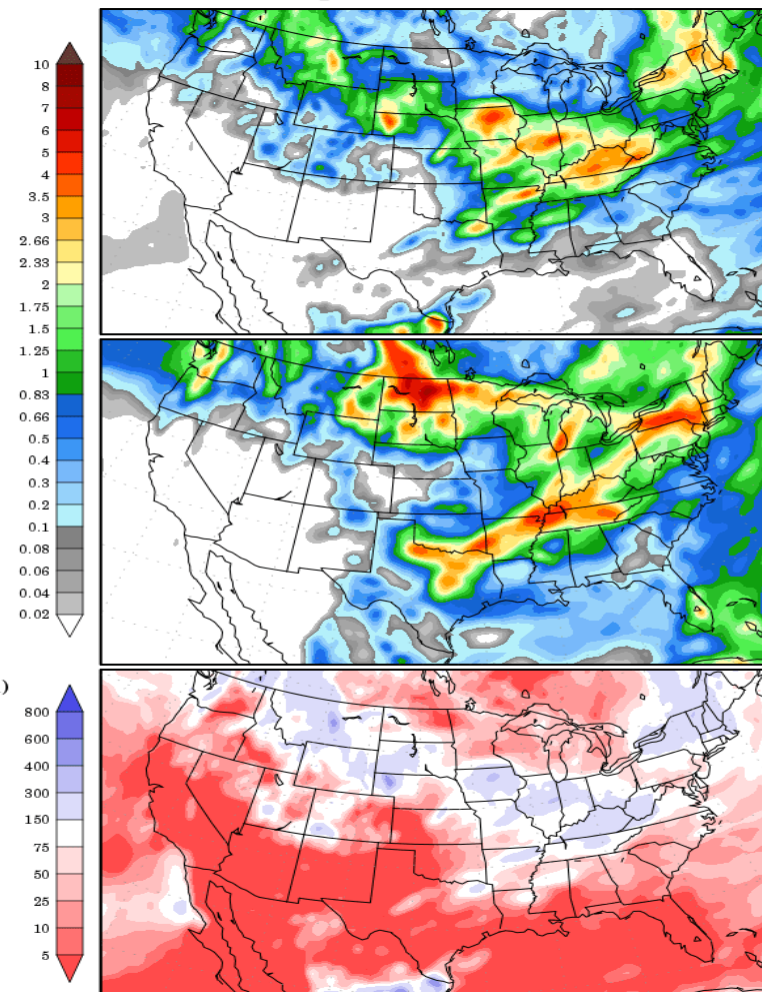
Precipitation (in)
during the period:

???, 17 MAY 2025 at 00Z
-to-
???, 25 MAY 2025 at 00Z

???, 25 MAY 2025 at 00Z
-to-
???, 02 JUN 2025 at 00Z

Precipitation (% of normal)
during the first period:

???, 17 MAY 2025 at 00Z
-to-
???, 25 MAY 2025 at 00Z



Precipitation forecasts from the National Centers for Environmental Prediction.
Normal rainfall derived from Xie-Arkin (CMAP) Monthly Climatology for 1979-2003.
Forecast Initialization Time: 00Z17MAY2025